

DANCOVER[®]



Manual
for
Gazebo Sahara
3x3m

DANCOVER[®]

.com

Safety Advice

Attention

In some countries approval is needed to set up a marquee/tent larger than 75 m². It is your responsibility to comply with local rules and regulations and to ensure that the marquee/tent is assembled correctly.

In case of bad weather conditions, it is your responsibility to ensure the marquee/tent is safely secured and that the marquee/tent does not cause damage to others.

Do not use open fire, welding equipment or other sources which can ignite, inside or close to the tent.

The marquee/tent must be safely secured. We recommend you secure your marquee/tent with straps and pegs as soon as it is assembled.

Make sure to check if the marquee/tent is covered by your home contents insurance.

Marquees/tents must be evacuated under extreme weather conditions.

In the event of snow, always remove snow from the roof of the marquee/tent regularly to prevent snow from building on the roof, as heavy snow can cause the marquee/tent to collapse.

In the event of rain, there is a risk of rain puddles building up on top of the roof of the marquee/tent. Heavy rain puddles can cause the roof to collapse. It is your responsibility to ensure rain puddles do not build up. As a precaution, make sure the roof of the marquee/tent is stretched out properly and adequately over the side frames of the marquee/tent and remove rain water regularly.

Do not unpack or repack your marquee/tent in freezing temperatures. In case of temperatures below zero, always unpack and repack your marquee/tent indoors to avoid the risk of cracking parts.

The marquee/tent must be totally dry before you repack and store it to avoid mildew.

Note: Marquees are intended for events and other arrangements and are as such only meant for short term temporary assembly and the following disassembly. Dancover warranty applies only to the normal use of the Product, normal wear and tear excepted, in accordance with written use instructions or manual. The warranty does not apply to damage caused by accident, abuse, misuse, or modification of the Product.

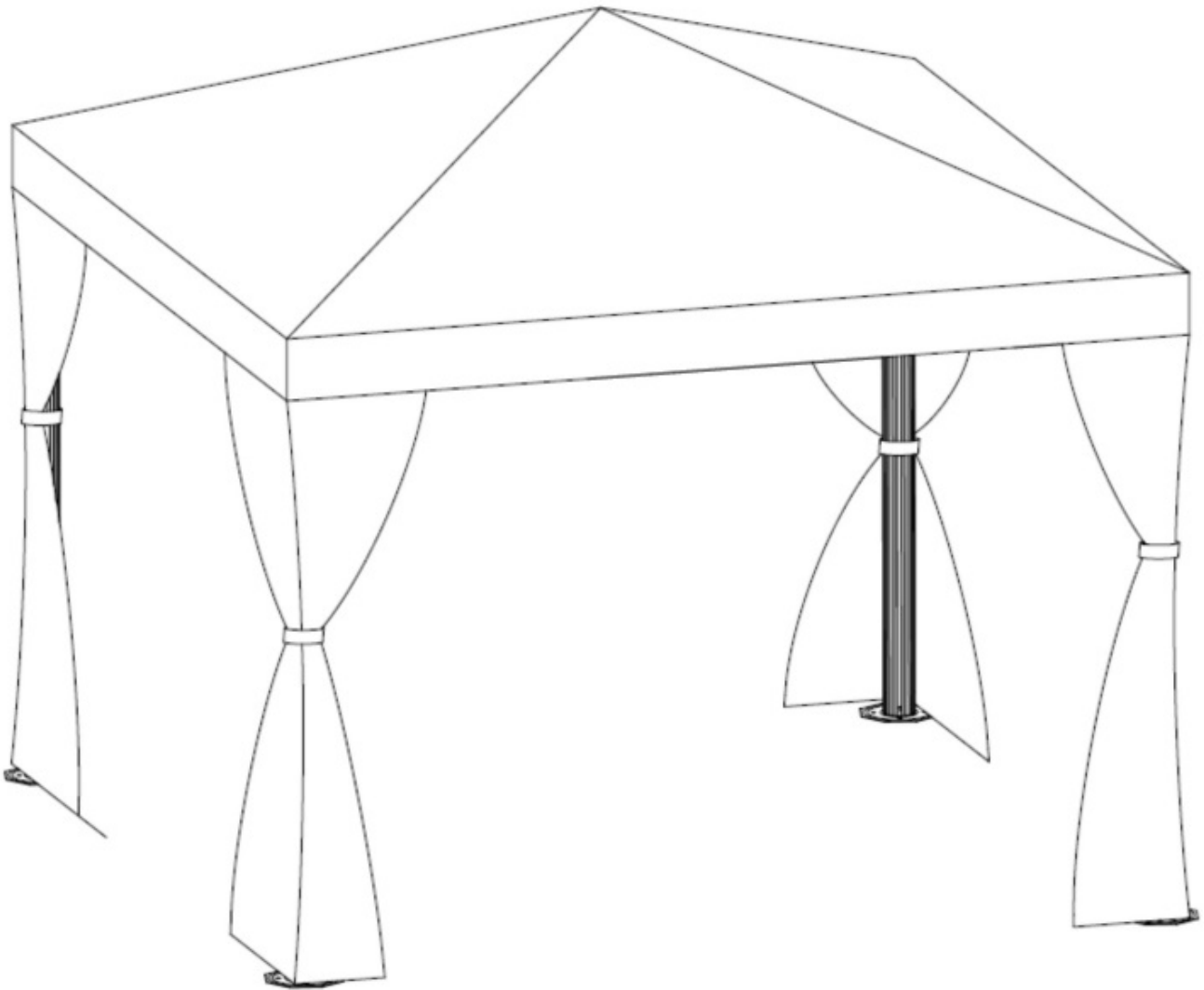
Warranty Information

Please visit dancovershop.com for information on warranty.

Please always check our website for the latest safety advice and manual.

SAHARA

Pavillon / Gazebo / Tuinpaviljoen



Vor Montage und Benutzung unbedingt sorgfältig lesen und für spätere Zwecke aufbewahren.

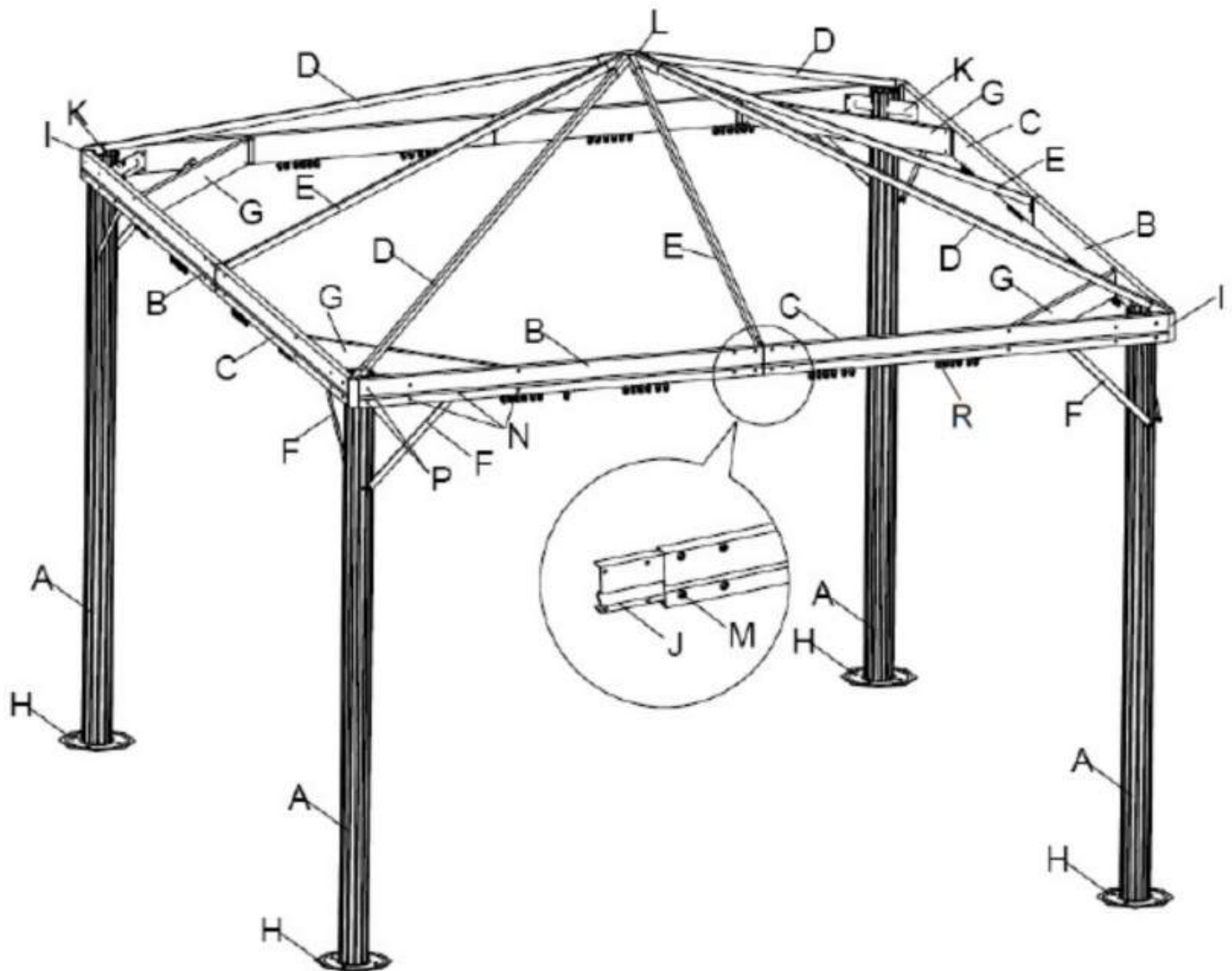
Read these instructions carefully before use and assembly and keep for future reference!

Lees deze instructies zorgvuldig door en bewaar ze ter referentie in de toekomst!

SAHARA

Pavillon / Gazebo / Tuinpaviljoen

Ersatzteilliste / Spare part list / Onderdelenlijst



Hinweis / Information / Informatie:

VORSICHT SCHERSTELLEN MOEGLICH! QUETSCHGEFAHR AN TEILEN MOEGLICH!
KLEINKINDER NIE UNBEAUFICHTIGT LASSEN! AUSSER REICHWEITE VON KINDERN
AUFBEWAHREN!








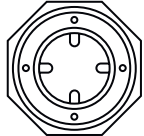

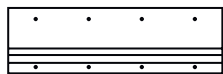
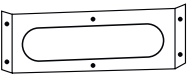


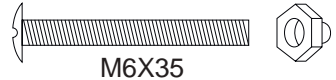
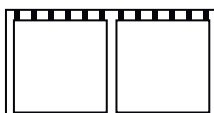



CAUTION SCISSOR ACTION! RISK OF INJURY BY CRUSHING! NEVER LEAVE
CHILDREN UNATTENDED! KEEP OUT OF REACH OF CHILDREN!

VOORZICHTIG SCHAARPLAATSEN! KNEUSGEVAAR! KLEINE KINDEREN NOOIT
ZONDER TOEZICHT LATEN! BUITEN HET BEREIK VAN KINDEREN BEWAAREN!

SAHARA

Pavillon / Gazebo / Tuinpaviljoen

Ersatzteilliste / Spare part list / Onderdelenlijst

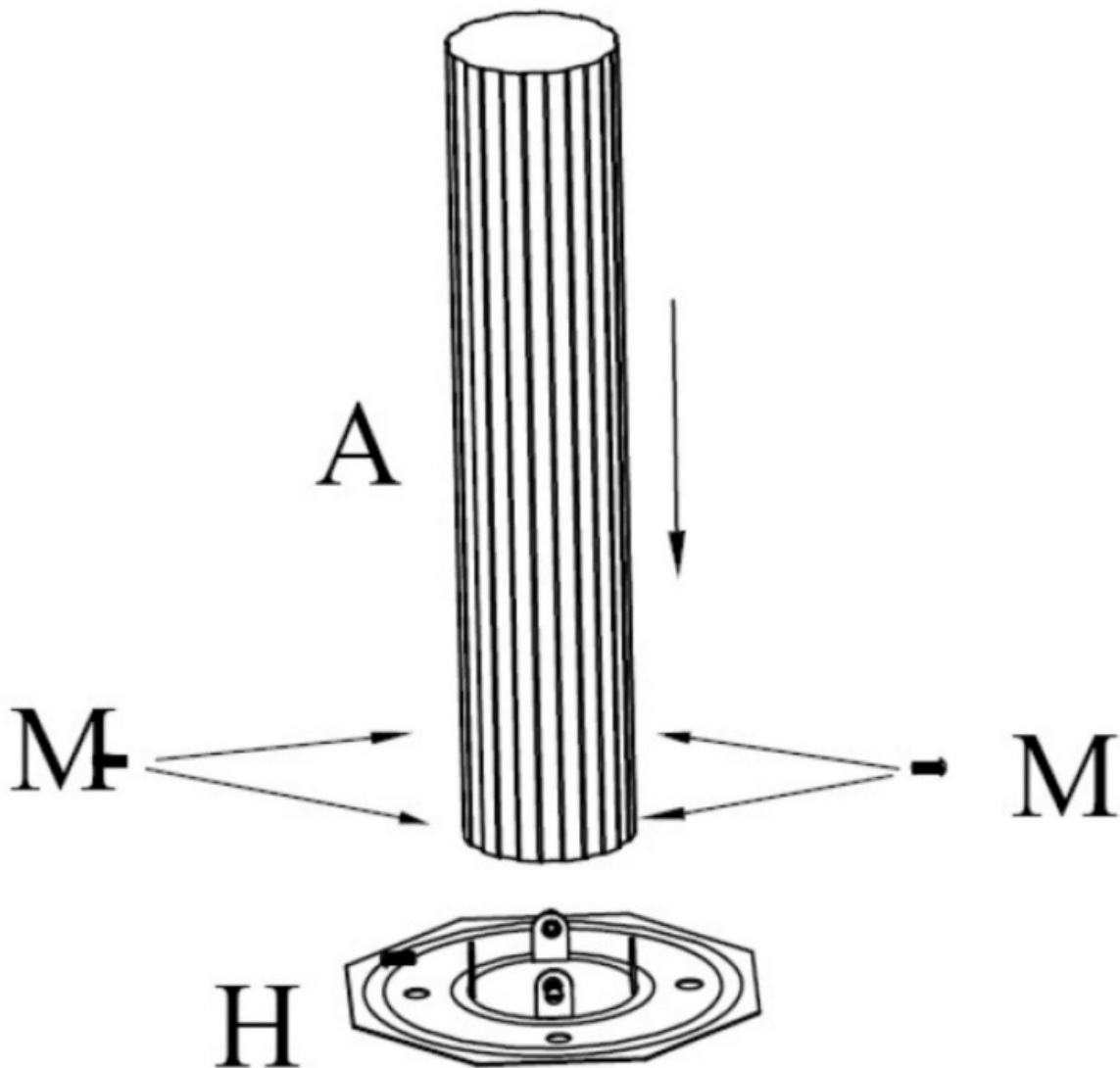
 A 4X	 B 4X
 C 4X	 D 4X
 E 4X	 F 8X
 G 4X	 H 4X
 I 4X	 J 4X
 K 4X	 L 1X
 M6X13 M 68X	 M6X35 N 40X
 O 4X	 M6X45 P 16X
 Q 1X	 R

SAHARA

Pavillon / Gazebo / Tuinpaviljoen

Aufbauanleitung / Assembly instruction / Opbouw instructie

①



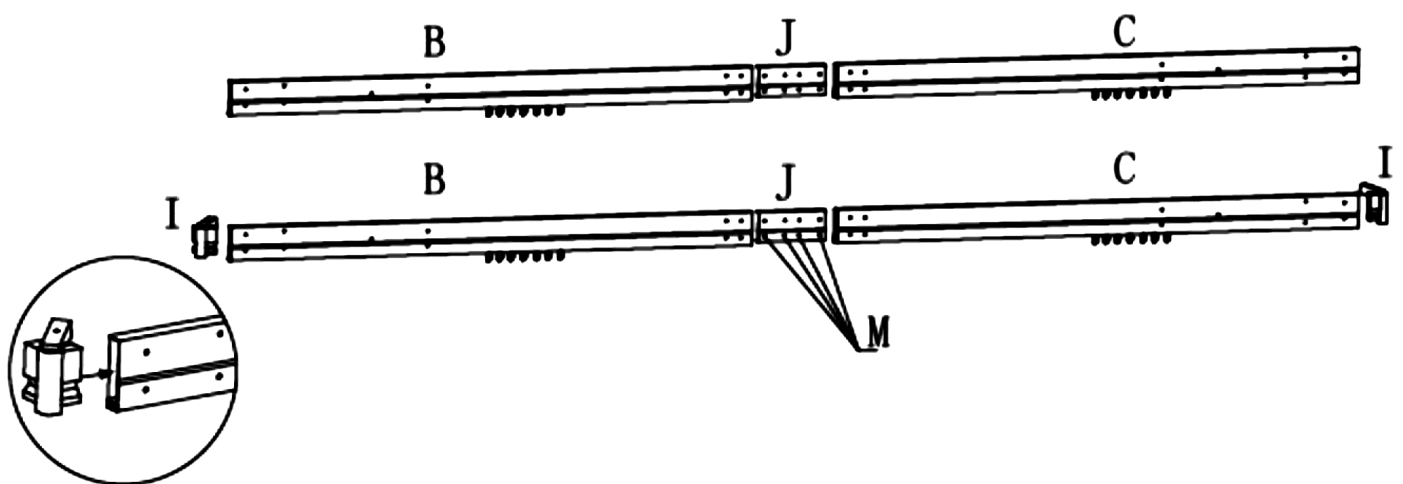
Alle Schrauben nur loose anziehen!
All screws just tighten loose!
Alle schroeven los aandraaien!

SAHARA

Pavillon / Gazebo / Tuinpaviljoen

Aufbauanleitung / Assembly instruction / Opbouw instructie

2



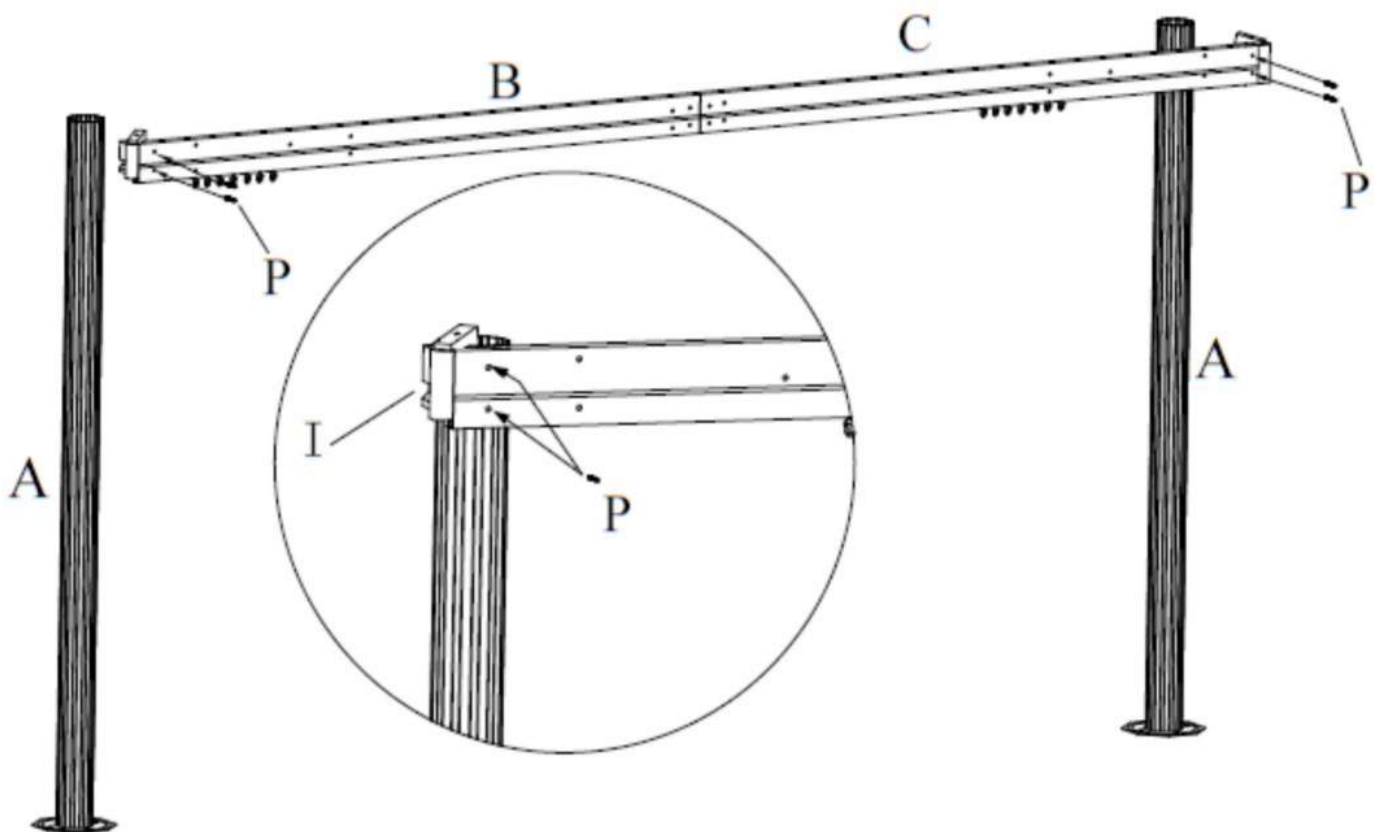
Alle Schrauben nur loose anziehen!
All screws just tighten loose!
Alle schroeven los aandraaien!

SAHARA

Pavillon / Gazebo / Tuinpaviljoen

Aufbauanleitung / Assembly instruction / Opbouw instructie

3



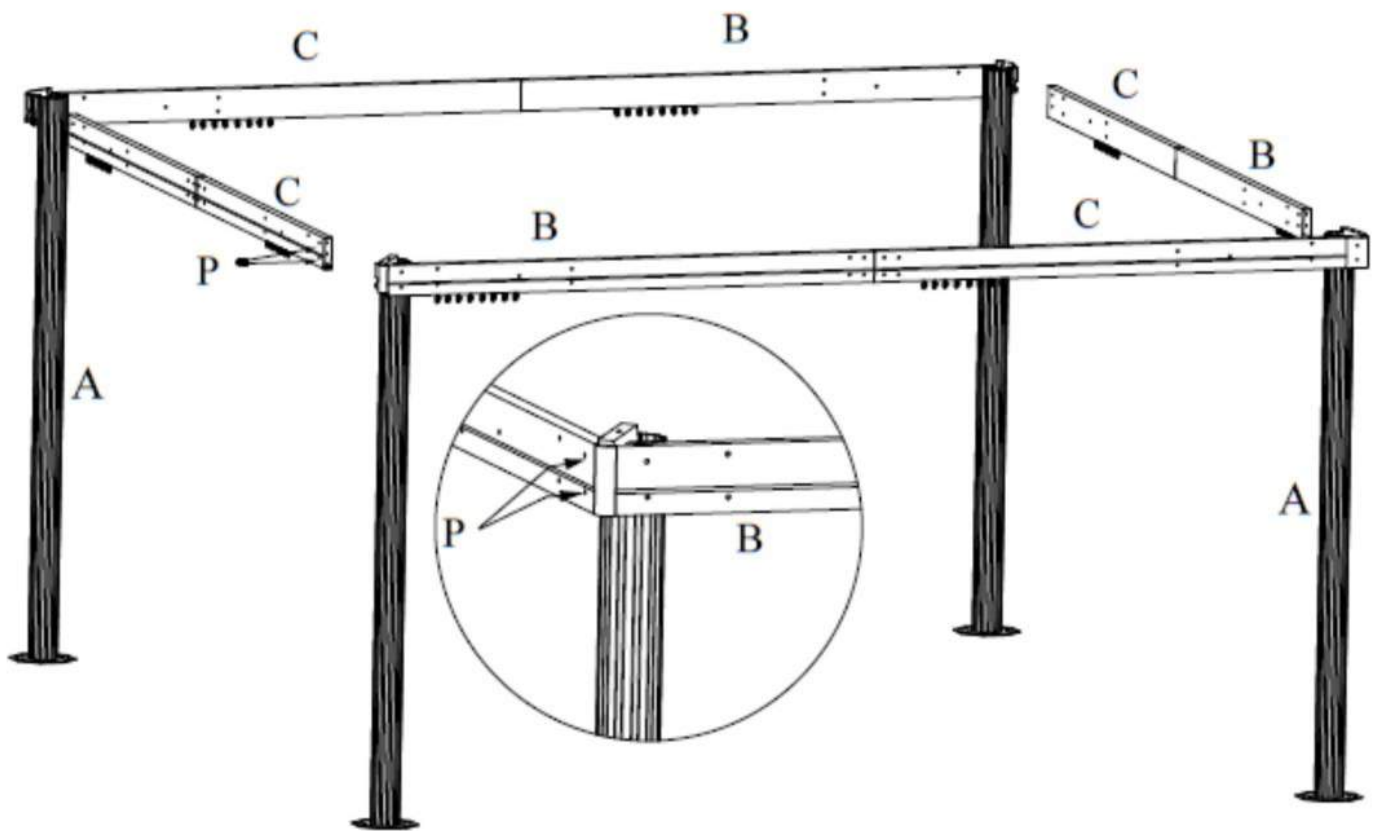
Alle Schrauben nur loose anziehen!
All screws just tighten loose!
Alle schroeven los aandraaien!

SAHARA

Pavillon / Gazebo / Tuinpaviljoen

Aufbauanleitung / Assembly instruction / Opbouw instructie

4



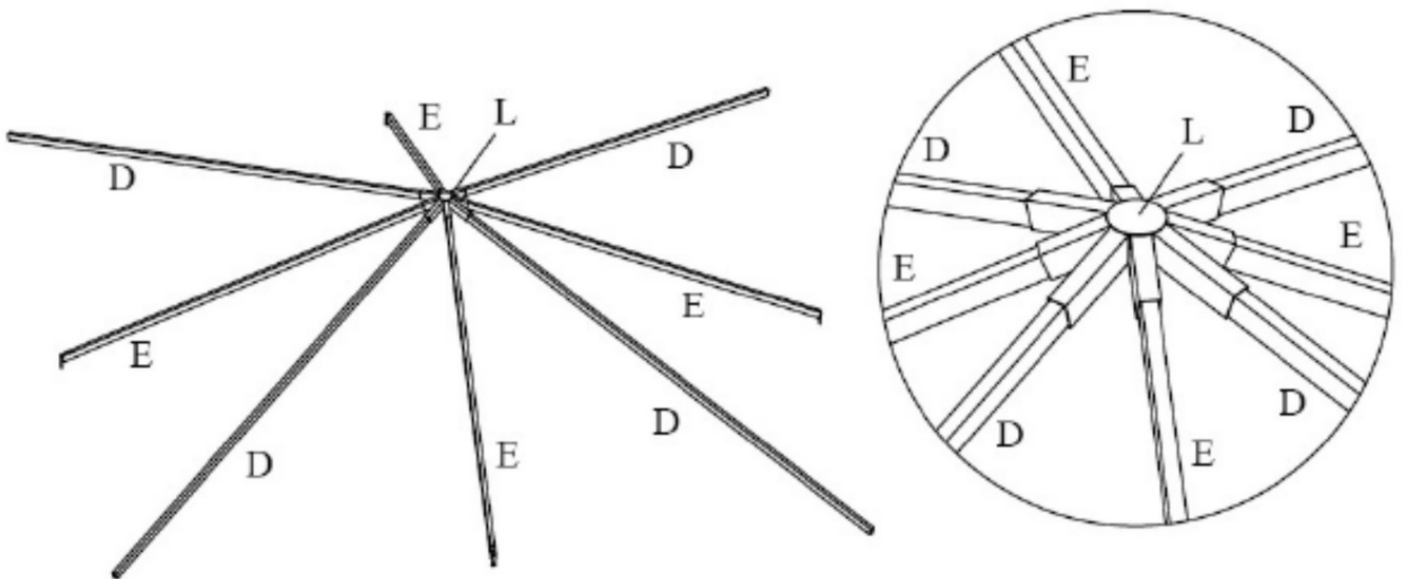
Alle Schrauben nur loose anziehen!
All screws just tighten loose!
Alle schroeven los aandraaien!

SAHARA

Pavillon / Gazebo / Tuinpaviljoen

Aufbauanleitung / Assembly instruction / Opbouw instructie

5



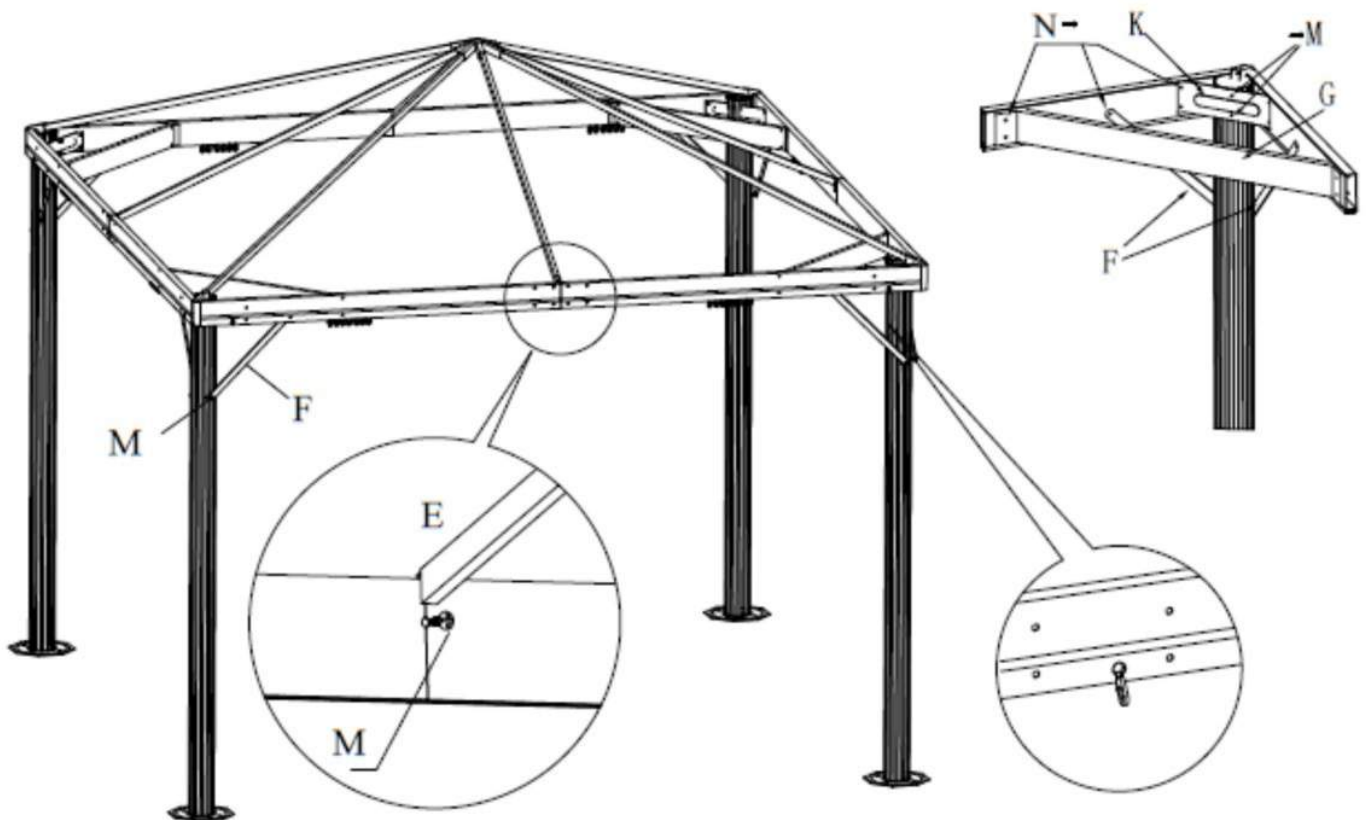
Alle Schrauben nur loose anziehen!
All screws just tighten loose!
Alle schroeven los aandraaien!

SAHARA

Pavillon / Gazebo / Tuinpaviljoen

Aufbauanleitung / Assembly instruction / Opbouw instructie

6



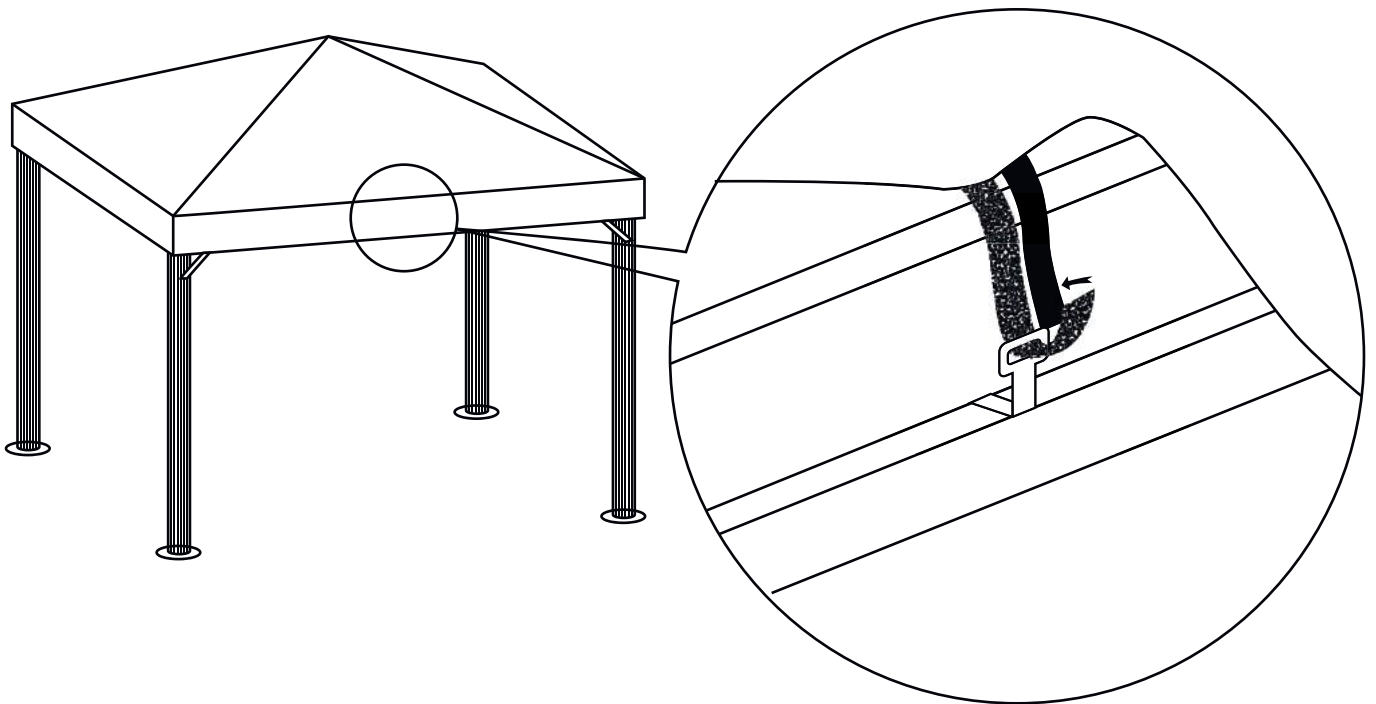
Alle Schrauben nur loose anziehen!
All screws just tighten loose!
Alle schroeven los aandraaien!

SAHARA

Pavillon / Gazebo / Tuinpaviljoen

Aufbauanleitung / Assembly instruction / Opbouw instructie

7



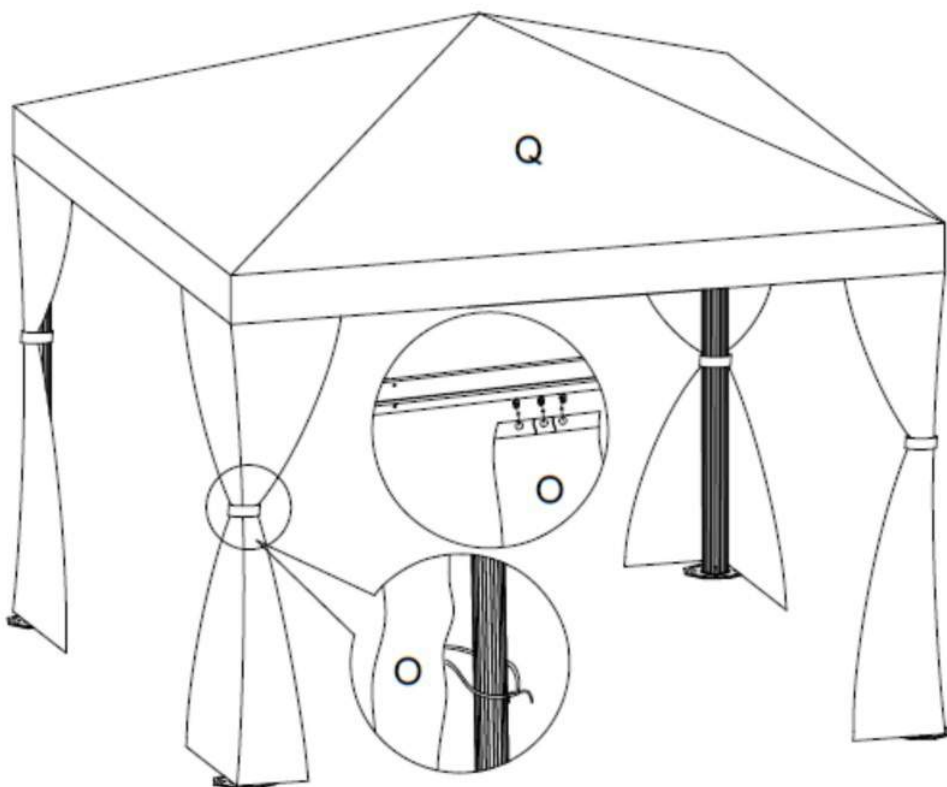
SAHARA

Pavillon / Gazebo / Tuinpaviljoen

Aufbauanleitung / Assembly instruction / Opbouw instructie

8

Nun alle Schrauben fest anziehen! Regelmässig kontrollieren!
Now please tighten screws firmly! Please control screws regularly!
Nu schroeven vast aandraaien! Controleer schroeven regelmatig!



Eine Befestigung und Verankerung des Pavillongestells auf dem Untergrund durch Verschraubung, Einbetonieren, etc. ist nicht gestattet!

A fastening and anchoring of the frame to the ground by screws, concrete, etc. is not permitted!

Een bevestiging en verankering van het frame aan de ondergrond door schroeven, beton, etc. is niet toegestaan!

SAHARA

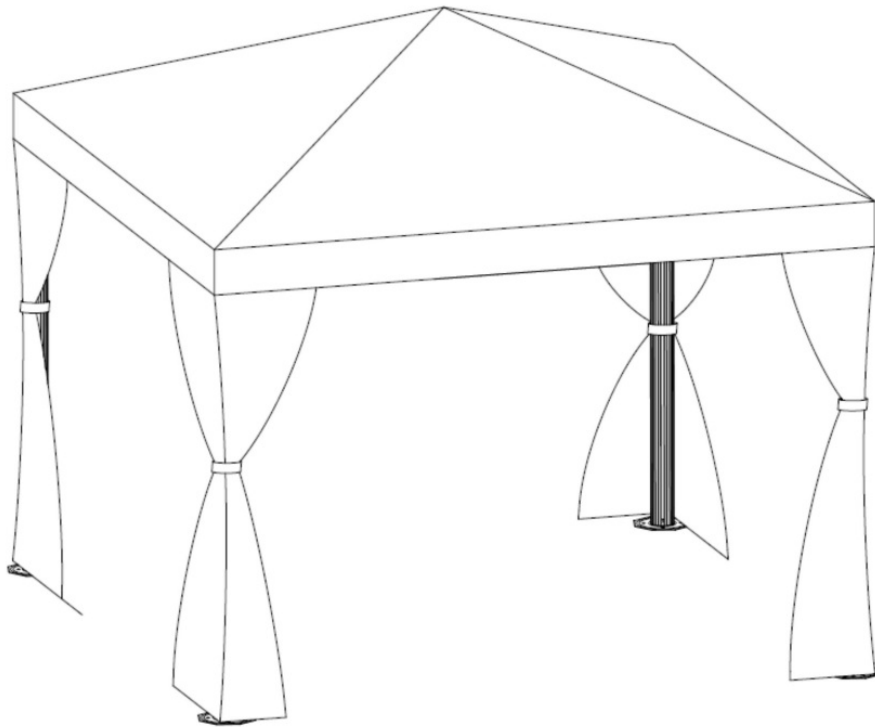
Pavillon / Gazebo / Tuinpaviljoen

Aufbauanleitung / Assembly instruction / Opbouw instructie

Dachtextil bei starkem Wind und starkem Regen entfernen! Gestell bei schlechter Witterung zusaetzlich mit Spannleinen sichern. Bei Unwetter Gestell + Textil komplett entfernen! Produkt ist Sonnenschutz! Produkt nicht als Ueberdachung fuer Grills, Feuer, etc. geeignet!

Remove cover during strong wind and hard rain! Secure frame with extra attachment ropes during bad weather condition! Remove frame and cover completely in bad weather periods! Product is sun shade ! Product cannot be used as covering and canopy for grills, barbecue, fire, etc!

Wij raden u dringend aan om alle textiel delen, zoals dak, zijwanden, etc. bij harde wind, storm, onweer en hevige regen te verwijderen. Dit geldt ook voor de periodes dat u niet e aanwezig bent, zoals bijvoorbeeld bij een 2 huis of op de camping. Het is aan te raden om uw paviljoen bij storm met scheerlijnen extra vast te zetten. Een tuinpaviljoen is bedoeld als schaduwbrenger tegen zon. Een tuinpaviljoen mag niet gebruikt worden als overkapping voor grill, BBQ of bij open vuur.



Bitte in den Herbst- und Wintermonaten die gesamte Standfestigkeit in regelmässigen Abständen überprüfen. Bei Schäden durch Schnee und Unwetter keinerlei Gewährleistung!

In the fall and winter months please check the entire stability at regular intervals. Damage caused by snow and storms no warranty!

In de herfst en winter maanden controleer het gehele stabiliteit regelmatig. Bij schade veroorzaakt door sneeuw en stormen geen garantie!

Contact information

Head office:

Dancover A/S
Nordre Strandvej 119 G
3150 Hellebæk
Denmark

For more information
please visit:
www.dancovershop.com

National contact

Denmark: 70 26 76 20
denmark@dancover.com

UK: 020 8099 7570
uk@dancover.com

Germany: 041 0266 7040
germany@dancover.com

France: 0975 181 800
france@dancover.com

Sweden: 040 233 262
sverige@dancover.com

Finland: 0 931 581 720
suomi@dancover.com

Poland: 22 300 8602
polska@dancover.com

Luxembourg: +49 041 0266 7040
luxembourg@dancover.com

Portugal: 308 800 899
portugal@dancover.com

Spain: 911 436 828
espana@dancover.com

Italy: 02 479 21 198
italia@dancover.com

Switzerland: 0840 000125
schweiz@dancover.com

Austria: 0662 626935
austria@dancover.com

Norway: 231 00 690
norge@dancover.com

Nederland: 0 858 880 524
nederland@dancover.com

Ireland: 0 151 33 003
ireland@dancover.com

Belgium: 0 28 08 08 09
belgique@dancover.com