

**DANCOVER<sup>®</sup>**

**.com**

Manual  
for  
Polytunnel greenhouse  
2x5x2m

# DANCOVER<sup>®</sup>

.com

## Safety Advice

### Attention

In some countries approval is needed to set up a marquee/tent larger than 75 m<sup>2</sup>. It is your responsibility to comply with local rules and regulations and to ensure that the marquee/tent is assembled correctly.

In case of bad weather conditions, it is your responsibility to ensure the marquee/tent is safely secured and that the marquee/tent does not cause damage to others.

Do not use open fire, welding equipment or other sources which can ignite, inside or close to the tent.

The marquee/tent must be safely secured. We recommend you secure your marquee/tent with straps and pegs as soon as it is assembled.

Make sure to check if the marquee/tent is covered by your home contents insurance.

Marquees/tents must be evacuated under extreme weather conditions.

In the event of snow always remove snow from the roof of the marquee/tent regularly to prevent snow from building on the roof as heavy snow can cause the marquee/tent to collapse.

In the event of rain there is a risk of rain puddles building up on top of the roof of the marquee/tent. Heavy rain puddles can cause the roof to collapse. It is your responsibility to ensure rain puddles do not build up. As a precaution, make sure the roof of the marquee/tent is stretched out properly and adequately over the side frames of the marquee/tent and remove rain water regularly.

Do not unpack or repack your marquee/tent in freezing temperatures. In case of temperatures below zero always unpack and repack your marquee/tent indoors to avoid the risk of cracking parts.

The marquee/tent must be totally dry before you repack and store it to avoid mildew.

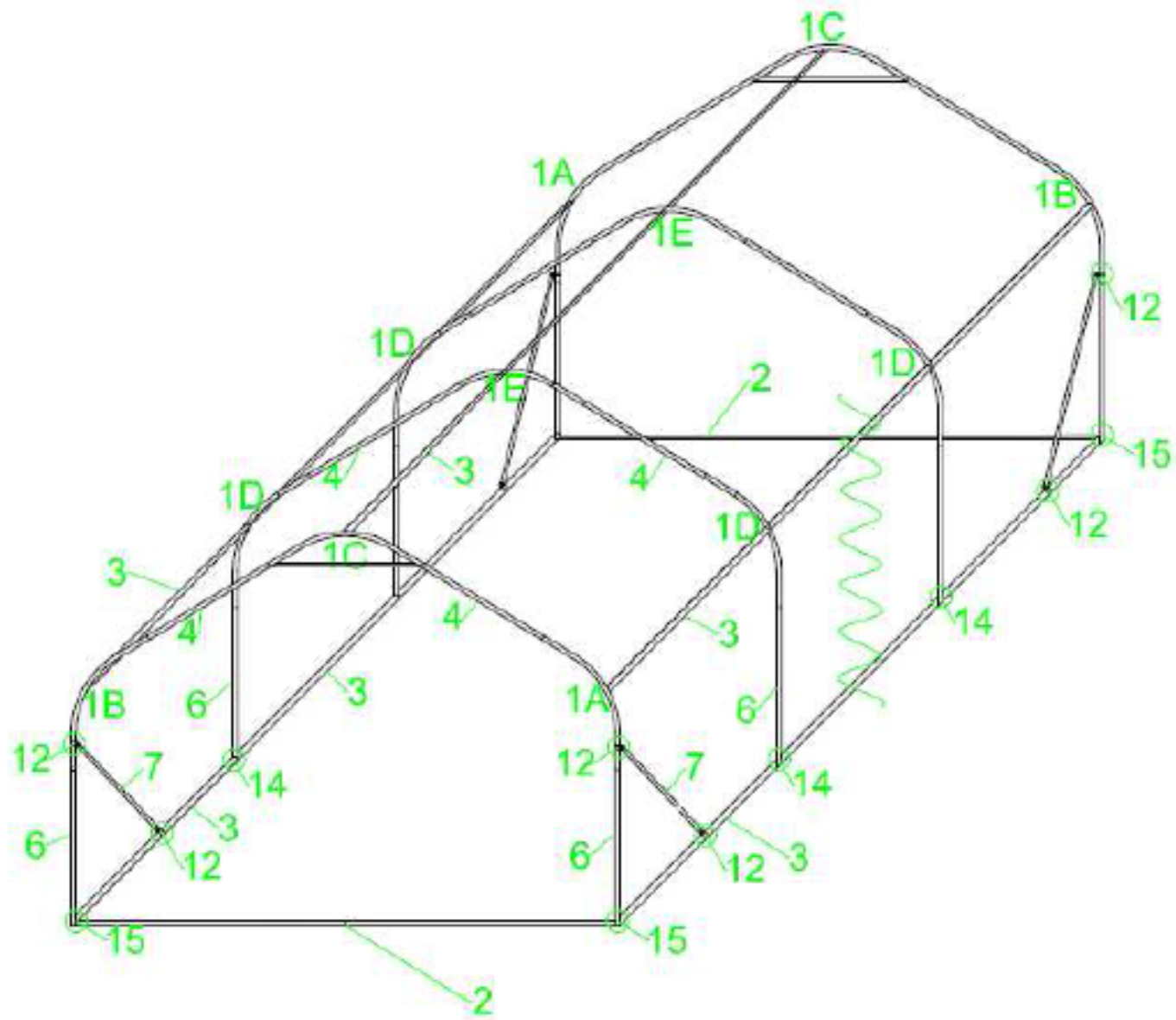
This structure is not tested for snow and wind loads. We always recommend that you remove snow from the roof.

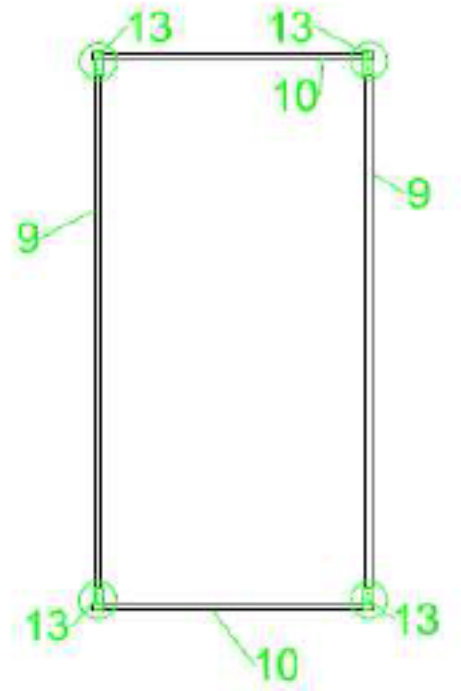
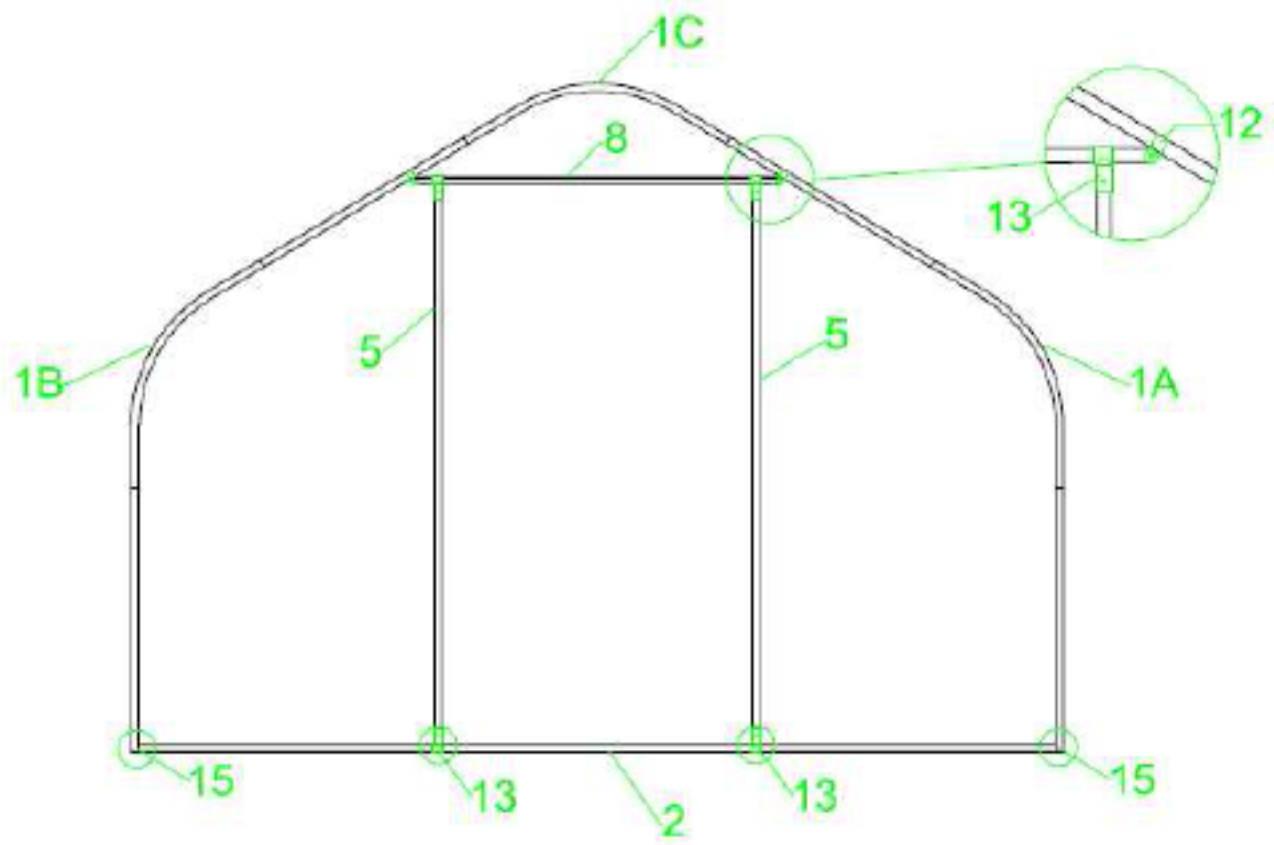
### Warranty Information

Please visit [dancovershop.com](http://dancovershop.com) for information on warranty.

*Please always check our website for the latest safety advice and manual.*

Part no.	Name of the part	Length: [cm]	Number [pcs.]
<b>1A</b>	One-side side bow R		2
<b>1B</b>	One-side side bow L		2
<b>1C</b>	Front one-side bow		2
<b>1D</b>	Side reversible bow		6
<b>1E</b>	Top reversible bow		3
<b>2</b>	Front horizontal connector	194	2
<b>3</b>	Horizontal connector	121	20
<b>4</b>	Bows connector	15	10
<b>5</b>	Vertical connector (door frame)	159	4
<b>6</b>	Post	80	10
<b>7</b>	Corner reinforcement	75	4
<b>8</b>	Top horizontal reinforcement	105	2
<b>9</b>	Door vertical cross bar	152	4
<b>10</b>	Door horizontal cross bar	56,5	4
<b>12</b>	Clamp fi25		12
<b>13</b>	Reversible clamp		32
<b>14</b>	Middle connector		6
<b>15</b>	Corner connector		4
<b>26</b>	Bolt M6x40 + nut		130
<b>27</b>	Nut M8		16
<b>28</b>	Clips		65
<b>31</b>	Hinge		4
<b>32</b>	Sprung sliding bolt 100		2
<b>34</b>	Foil UV		9 lm



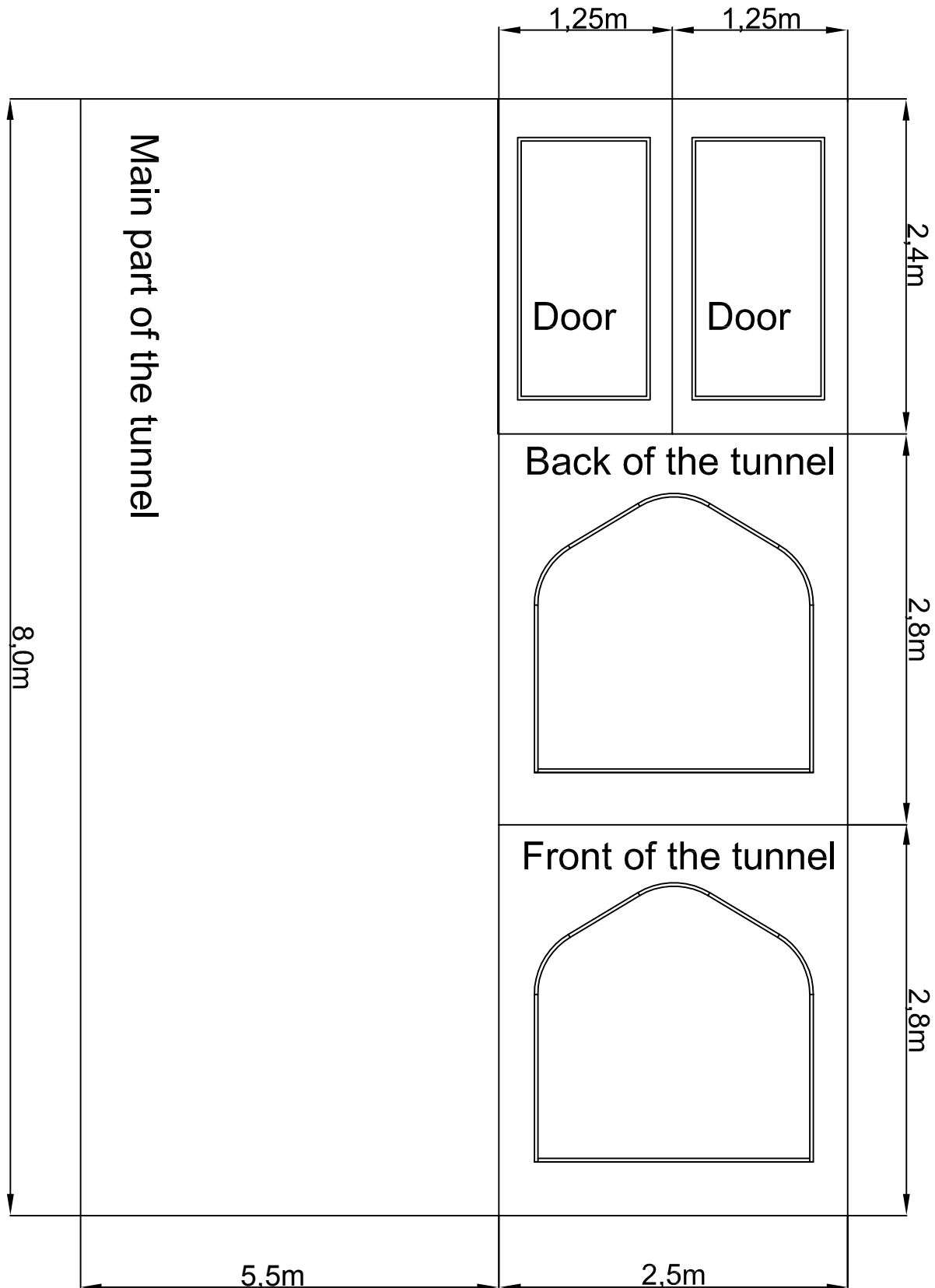


## Cover

The cover comes in 1 piece. Cut the cover into 5 pieces. Use the measurements shown below.

The "Main part of the tunnel" piece is 1m extra long on both sides. The extra cover must be dug into the ground to secure the polytunnel greenhouse.

Connect the cover to the frame with the easy clip-on connector system.



Foil hobby tunnel 2,0x2,0x5,0 m

## Contact information

### Head office:

Dancover A/S  
Nordre Strandvej 119 G  
3150 Hellebæk  
Denmark

For more information  
please visit:  
[www.dancovershop.com](http://www.dancovershop.com)

## National contact

Denmark: 70 26 76 20  
[denmark@dancover.com](mailto:denmark@dancover.com)

UK: 020 8099 7570  
[uk@dancover.com](mailto:uk@dancover.com)

Germany: 041 0266 7040  
[germany@dancover.com](mailto:germany@dancover.com)

France: 0975 181 800  
[france@dancover.com](mailto:france@dancover.com)

Sweden: 040 233 262  
[sverige@dancover.com](mailto:sverige@dancover.com)

Finland: 0 931 581 720  
[suomi@dancover.com](mailto:suomi@dancover.com)

Poland: 22 300 8602  
[polska@dancover.com](mailto:polska@dancover.com)

Luxembourg: +49 041 0266 7040  
[luxembourg@dancover.com](mailto:luxembourg@dancover.com)

Portugal: 308 800 899  
[portugal@dancover.com](mailto:portugal@dancover.com)

Spain: 911 436 828  
[espana@dancover.com](mailto:espana@dancover.com)

Italy: 02 479 21 198  
[italia@dancover.com](mailto:italia@dancover.com)

Switzerland: 0840 000125  
[schweiz@dancover.com](mailto:schweiz@dancover.com)

Austria: 0662 626935  
[austria@dancover.com](mailto:austria@dancover.com)

Norway: 231 00 690  
[norge@dancover.com](mailto:norge@dancover.com)

Nederland: 0 858 880 524  
[nederland@dancover.com](mailto:nederland@dancover.com)

Ireland: 0 151 33 003  
[ireland@dancover.com](mailto:ireland@dancover.com)

Belgium: 0 28 08 08 09  
[belgique@dancover.com](mailto:belgique@dancover.com)