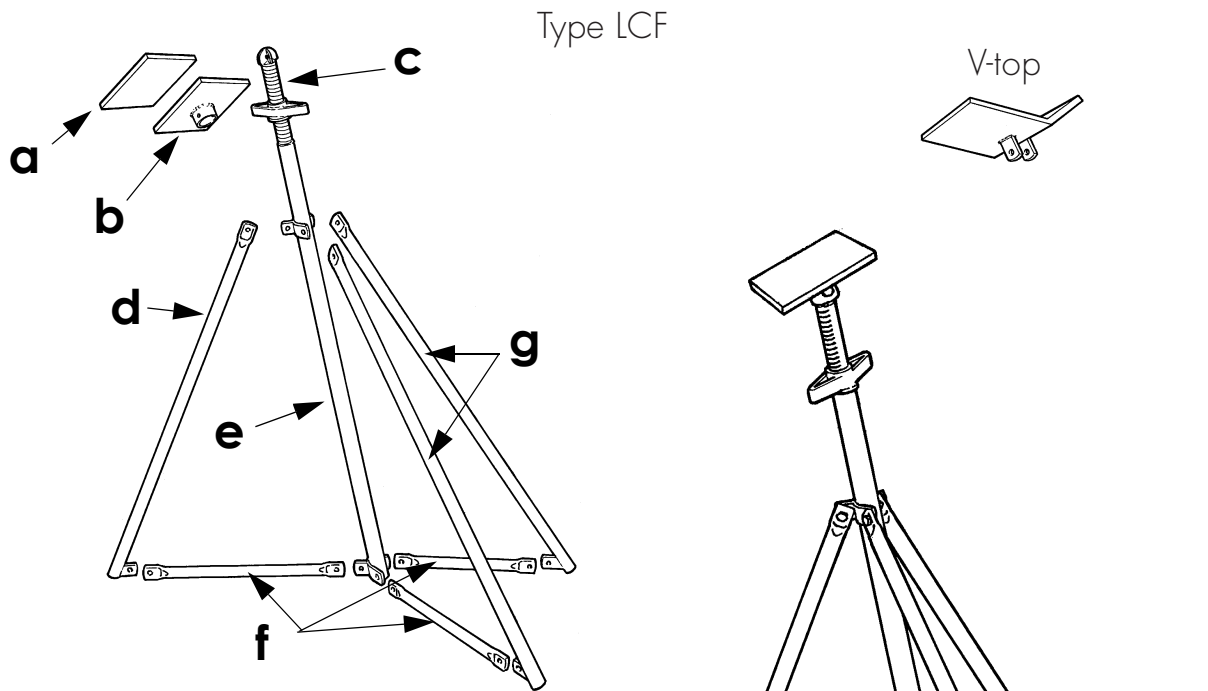


DANCOVER[®]



Manual for
Steel Stand

SteelStand

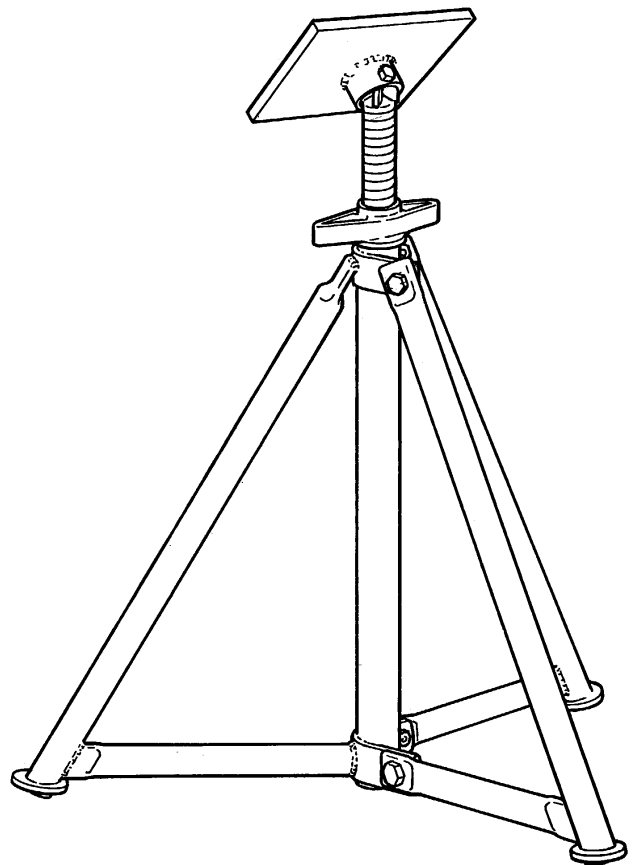
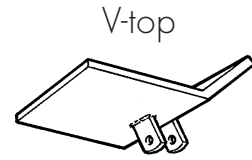
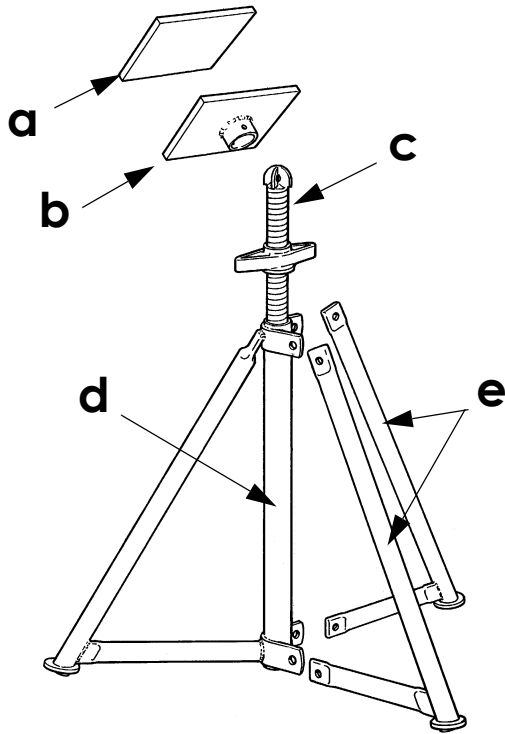


- 1 x a (hull protection)
- 1 x b (hull plate)
- 1 x c (adjusting screw)
- 1 x d (inner stay)
- 1 x e (mid stay)
- 3 x f (bottom stay)
- 2 x g (outer stay)
- 9 x M12 x 25 (bolt and nut)
- 1 x M8 x 70 (bolt and nut)
- 1 x lashing per pair of stands

Type	Max load (kg)	Height (mm)		Weight (approx. kg)
		min	max	
LCF 80	1250	800	1250	16
LCF 110		1100	1550	19
LCF 130		1300	1750	22
LCF 150		1500	1950	25
LCF 170		1700	2150	30
LCF 190		1900	2350	35
V-top				2

SteelStand

Type LCM



- 1 x a (hull protection)
- 1 x b (hull plate)
- 1 x c (adjusting screw)
- 1 x d (mid stay)
- 2 x e (outer stay)
- 4 x M12 x 25 (bolt and nut)
- 1 x M8 x 70 (bolt and nut)

Type	Max load (kg)	Height (mm)		Weight (approx. kg)
		min	max	
LCM 500	2500	500	800	11
LCM 600		600	900	14
LCM 750		750	1050	15
LCM 900		900	1200	17
V-top				2

SteelStand

General recommendations:

Sailboats/Motorsailers : Type LCF.

Motorboats: Type LCM, (may also be combined with Type LCF).

The required number of stands depends on the weight, length and draught of the boat. The height of Type LCM stand depends on the hauling and launching method in use, which determines the necessary height of the keel above ground. The stands which support the keel need to be equipped with V-tops instead of hull plates. Two extra pairs of stands are recommended for boats with rigging.

The recommendations in the table below are based upon placement of a 0,15 metre wedge under the keel. Allow 2 stands per 2,6–3,3 m (8–10 feet). If in doubt – consult the manufacturer.

Motorboat	Sailboats/Motorsailers		No. of stands	Length (m/feet)	Weight (ton)
Type		Draught (m)			
LCM	LCF				
500/ 600/ 750/ 900	80	0,8–1,25	4–6	max 9 m/29 feet	max 5
	110	1,1–1,55			
	130	1,3–1,75			
	150	1,5–1,95			
	170	1,7–2,15			
	190	1,9–2,35			
500/ 600/ 750/ 900	80	0,8–1,25	6–8	max 12 m/39 fot	max 7,5
	110	1,1–1,55			
	130	1,3–1,75			
	150	1,5–1,95			
	170	1,7–2,15			
	190	1,9–2,35			
500/ 600/ 750/ 900	80	0,8–1,25	8–10	max 15 m/49 fot	max 10
	110	1,1–1,55			
	130	1,3–1,75			
	150	1,5–1,95			
	170	1,7–2,15			
	190	1,9–2,35			
500/ 600/ 750/ 900	80	0,8–1,25	10–12	max 18 m/59 fot	max 12,5
	110	1,1–1,55			
	130	1,3–1,75			
	150	1,5–1,95			
	170	1,7–2,15			
	190	1,9–2,35			

Contact information

Head office:

Dancover A/S
Nordre Strandvej 119 G
3150 Hellebæk
Denmark

For more information
please visit:
www.dancovershop.com

National contact

Denmark:

denmark@dancover.com

UK:

uk@dancover.com

Germany:

germany@dancover.com

France:

france@dancover.com

Sweden:

sverige@dancover.com

Finland:

suomi@dancover.com

Poland:

polska@dancover.com

Luxembourg:

luxembourg@dancover.com

Spain:

espana@dancover.com

Italy:

italia@dancover.com

Switzerland:

schweiz@dancover.com

Austria:

austria@dancover.com

Norway:

norge@dancover.com

Nederland:

nederland@dancover.com

Ireland:

ireland@dancover.com

Belgium:

belgique@dancover.com